


**B FEDER**

# ISO 10243 Die Springs

ISO 10243  
冲模弹簧



博迪龙



# Why choose B Feder?

## 为什么选择 B Feder

### B Feder

Decades of experience allow Bordignon to present a new player on the international market: the B Feder line, which combines the best qualities of technological innovation and of traditional know-how.

Thanks to new spring designs, B Feder completes Bordignon Trading's wide range of highly specialized products, providing dies and moulds makers and users with a state-of-the-art product fashioned with high-quality materials that guarantees the excellent performance levels which have long distinguished Bordignon Trading as a recognizable and respected name in Italian spring and mould technology.

### Innovation, quality, and service The B Feder mantra

The B Feder brand, a synonym of distinction, is engraved on each spring to guarantee quality and innovation. In addition to our careful choices of the best materials and treatments, the quality of our springs is ensured by rigorous testing of their strength and durability under diverse working conditions.

B Feder produces springs both according company design and conforming to international standards, including ISO 10243. The products in the catalogue are distributed in all the main productive regions of the world through an efficient commercial network. We have strategically chosen to always store a certain stock available so as to be able to fulfill most orders as quickly as possible.

### B Feder


凭借数十年的经验，Bordignon在国际市场上推出了一款新产品：B Feder系列，其体现了技术创新和传统技术的最佳品质的融合。

得益于最新弹簧的设计，B Feder促使Bordignon完成了广泛的高度专业化产品的贸易，为模具制造商和用户提供最先进的高品质材料制成的产品，从而保证了Bordignon 贸易长期以来在意大利弹簧和模具技术领域 中享有盛誉。

### 创新, 品质与服务 B Feder 口头禅

B Feder品牌，卓尔不群，每一个弹簧都制作精良。通过精心挑选最好材料、最佳处理工艺，并在各种工况下对弹簧强度和耐用性的严格测试，来保障弹簧的高品质。

B Feder的生产遵循公司设计标准和包括ISO 10243的国际标准。本目录中的产品通过高效的商业网络分布在世界各主要生产地区。通过战略库存储备，使得我们能够快速响应大多数订单要求。



# Die spring ISO 10243

## 冲模弹簧 ISO 10243

### Parameters


The ISO 10243 standard defines parameters for rectangular-section compression springs as follows:

- D** External diameter, equal to the diameter of the housing;
- d** Internal diameter, equal to the diameter of the guide pin;
- Lo** Free length, the length of the spring at rest;
- R** Rate (N/mm). It is the load, in Newtons (N), necessary to deflect the spring by 1 mm (1 mm  $\approx$  0.04 in; 1 N  $\approx$  0.102 kgf  $\approx$  0.225 lbf).

### 参数

ISO 10243标准对矩形截面压缩弹簧的参数定义如下:

- D** 外径, 即壳体的直径;
- d** 内径, 即弹簧的导销直径;
- Lo** 自由长度, 即弹簧不受任何外力作用下的长度;
- R** 刚度(N/mm). 代表使弹簧压缩1mm所需要的力量 (1mm $\approx$ 0.04英寸; 1牛顿(N) $\approx$ 0.225磅力(lbf) $\approx$ 0.102千克力(kgf)).



The standard also defines:

- Maximum working deflection amounts for each spring;
- Tolerance of free length;
- Colour coding of load.

该标准还定义了:

- 弹簧允许的最大压缩量;
- 自由长度公差;
- 弹簧颜色所代表的载荷。

### B Feder, six lines under one brand name

The "B Feder" catalogue presents six spring design lines. Four lines conforming to the ISO 10243 standard:

- BG** Green, light load;
- BA** Blue, medium load;
- BR** Red, heavy load;
- BY** Yellow, extra-heavy load.

Two lines of springs having ISO standard diameters and lengths, but with some distinctive characteristics:

- BS** Black, extra-light load, with working deflections of up to 50% of free length;
- BO** Orange, super-heavy load, for particularly large loads.

### B Feder 6大系列

Feder 产品目录展示6个弹簧系列。4个系列符合ISO 10243 标准:

- BG** 绿色, 轻负载;
- BA** 蓝色, 中负载;
- BR** 红色, 重负载;
- BY** 黄色, 特重负载。

剩下2个弹簧系列具有ISO 标准的直径和长度, 但部分特质略有不同:

- BS** 黑色, 特轻负载, 工作压缩量高达自由长度的50%;
- BO** 橙色, 超强负载, 适用于特别大的负载。

**BS**  
**B FEDER**

**Extra Light Load - 特轻负载**

COLOUR - 色彩  BLACK - 黑色


**BG**  
ISO 10243

**Light Load - 轻负载**

COLOUR - 色彩  GREEN - 绿色

**BA**  
ISO 10243

**Medium Load - 中负载**

COLOUR - 色彩  BLUE - 蓝色

**BR**  
ISO 10243

**Heavy Load - 重负载**

COLOUR - 色彩  RED - 红色

**BY**  
ISO 10243


**Extra Heavy Load - 特重负载**

COLOUR - 色彩  YELLOW - 黄色

**BO**  
**B FEDER**

**Super Heavy Load - 超强负载**

COLOUR - 色彩  ORANGE - 橙色



# Choosing a Spring

## Our points of strength

选择弹簧  
我们的优势

### Deflection

Determining which spring is best suited to a given situation is an extremely simple matter, thanks to the tables included in the catalogue, which provide the load and stroke in three different examples of deflection. The following chart shows the deflection values for each line of products.

### 压缩量

通过产品目录中包含三种不同压缩量的载荷和行程的表格，选择最佳适配的弹簧轻而易举。

下图显示了不同产品系列的压缩量

Standard 标准	Series 系列	Load 负载类型	Long life total deflection 长使用寿命的总压缩量	Cycles 循环次数	Maximum working total deflection 最大工作量的总压缩量	Cycles 循环次数	Deflection to solid 压缩量限度
B FEDER	BS	Extra Light 特轻负载	35%	+3.000.000	50%	200.000	Approx. 60%
ISO 10243	BG	Light 轻负载	30%	+3.000.000	40%	200.000	Approx. 50%
ISO 10243	BA	Medium 中负载	25%	+3.000.000	37.5%	200.000	Approx. 45%
ISO 10243	BR	Heavy 重负载	20%	+3.000.000	30%	200.000	Approx. 40%
ISO 10243	BY	Extra Heavy 特重负载	17%	+5.000.000	25%	300.000	Approx. 35%
B FEDER	BO	Super Heavy 超强负载	10%	+5.000.000	15%	500.000	Approx. 20%

### Properties

Thanks to the types of steel utilized and the thermal treatments the springs undergo, all the springs in the catalogue have a decidedly large range of operation, being able to operate at temperatures between -30 °C (-22 °F) and +250 °C (+482 °F).

### 特性

由于使用的钢材和热处理的技术，使得产品目录里的弹簧能适用不同工况，能够在-30°C (-22°F) 和+250°C (+482°F) 之间的情况下使用

## Guidelines, some things to keep in mind

1. As far as the situation allows, give preference to the longest springs and to those meant for the lightest loads;
2. Total deflection (pre-load + working stroke) larger than the maximum indicated in the catalogue must be avoided. We recommend that you also check it when you sharpen the tools into the mold;
3. Always submit the springs to precompression equal to at least 5% of their free length (at least 2 mm);
4. Arrange the springs on a surface which will keep them aligned during operation;
5. Place the springs in a deep housing, or else guide them using an internal pin, especially when  $L_0/D > 3$ .

## Tolerances

**SPRING RATE:**  $\pm 10\%$ ;

**FREE LENGTH:**  $\pm 1\%$  with a minimum of  $\pm 1$  mm;

**EXTERNAL DIAMETER:** always smaller than the diameter of the housing indicated in the catalogue;

**INTERNAL DIAMETER:** always larger than the diameter of the internal pin indicated in the catalogue.

## How to order springs

In order to protect and preserve them during their time in storage, the springs are kept in boxes. The number of springs in each package is indicated in the last column of each product's information table. We suggest ordering amounts equivalent to a whole number of packages. Ordering is extremely simple: indicate the product code and the number of packages or of single springs desired.

### FOR EXAMPLE: BS 32038 NR. 20

Corresponds to an order of 20 springs of the extra light line (black) having an external diameter of 32 mm and a free length of 38 mm.

## 需谨记的参考指南

1. 只要情况允许, 建议优选选择最长和最轻负载的弹簧;
2. 总压缩量(预载+工作行程)避免大于产品目录表格中标注的最大值。建议您在装入模具前检查一下;
3. 始终对弹簧进行至少等于其自由长度5%的预压缩(至少2mm);
4. 弹簧应在一个平面上工作, 并且在操作过程保持对齐;
5. 安装弹簧至壳体深处, 尤其是 $L_0/D > 3$ 时, 使用内销引导弹簧的安装。

## 公差

**弹簧刚度:**  $\pm 10\%$ ;

**自由长度:**  $\pm 1\%$  最小值  $\pm 1$  mm;

**外径:** 需要保持小于产品目录中所展示的壳体直径;

**内径:** 需要保持大于产品目录中表明的内销直径。

## 如何订购

为了更好的保护和保存弹簧, 一般将其装入盒内。每个包装中的弹簧数量显示在每个产品信息表的最后一列, 我们建议整盒购买。订购方式简单便捷: 注明产品代码和整盒数量或者单个弹簧的数量即可。

### 示例: BS 32038 NR.20

对应订单: 特轻负载(黑色) 外径 $\Phi 32$  mm 自由长度38 mm 数量20个

# Die Springs / 冲模弹簧 ISO 10243:2019\*

\*Updated to the Standard ISO 10243:2019 third edition 2019-05

\*更新至标准ISO 10243:2019第三版2019-05





*Where innovation happens*

BS	D	d	L <sub>0</sub>	R	35% Long life deflection 长使用寿命的压缩量		40% Average working defl. 平均工作量的压缩量		50% Max working defl. 最大工作量的压缩量		Nr. Pcs 整盒数量
					Deflection 压缩量 mm	Load 载荷 N	Deflection 压缩量 mm	Load 载荷 N	Deflection 压缩量 mm	Load 载荷 N	
Ctlg. Nr. 订购编码	Housing 外径 ø mm	Rod 内径 ø mm	Free Length 自由长度 mm	Rate 刚度 N/mm	Deflection 压缩量 mm	Load 载荷 N	Deflection 压缩量 mm	Load 载荷 N	Deflection 压缩量 mm	Load 载荷 N	Nr. Pcs 整盒数量
BS 10025	10	5	25	8.5	8.8	74	10.0	85.0	12.5	106	100
BS 10032			32	6.5	11.2	74	12.8	83.2	16.0	104	100
BS 10038			38	5.5	13.3	74	15.2	83.6	19.0	105	100
BS 10045			44	5.0	15.4	77	17.6	88.0	22.0	110	100
BS 10050			51	4.5	17.9	80	20.4	91.8	25.5	115	100
BS 10065			64	3.3	22.4	74	25.6	84.5	32.0	106	50
BS 10075			76	3.2	26.6	85	30.4	97.3	38.0	122	50
BS 10303			305	0.6	106.8	64	122.0	73.2	152.5	92	20
BS 13025	12.5	6.3	25	15.5	8.8	136	10.0	155	12.5	194	100
BS 13032			32	12.2	11.2	137	12.8	156	16.0	195	100
BS 13038			38	10.3	13.3	137	15.2	157	19.0	196	100
BS 13045			44	8.7	15.4	134	17.6	153	22.0	191	100
BS 13050			51	7.5	17.9	134	20.4	153	25.5	191	100
BS 13065			64	5.8	22.4	130	25.6	149	32.0	186	50
BS 13075			76	4.7	26.6	125	30.4	143	38.0	179	50
BS 13090			89	4.1	31.2	128	35.6	146	44.5	182	50
BS 13101			102	3.6	35.7	129	40.8	147	51.0	184	50
BS 13303			305	1.2	106.8	128	122.0	146	152.5	183	20
BS 16025	16	8	25	20.2	8.8	177	10.0	202	12.5	253	100
BS 16032			32	14.4	11.2	161	12.8	184	16.0	230	100
BS 16038			38	12.3	13.3	164	15.2	187	19.0	234	100
BS 16045			44	10.6	15.4	163	17.6	187	22.0	233	100
BS 16050			51	8.9	17.9	159	20.4	182	25.5	227	100
BS 16065			64	7.0	22.4	157	25.6	179	32.0	224	50
BS 16075			76	5.8	26.6	154	30.4	176	38.0	220	50
BS 16090			89	4.8	31.2	150	35.6	171	44.5	214	50
BS 16101			102	4.0	35.7	143	40.8	163	51.0	204	50
BS 16115			115	3.9	40.3	157	46.0	179	57.5	224	50
BS 16303			305	1.5	106.8	160	122.0	183	152.5	229	20
BS 19025			20	10	25	32.1	8.8	281	10.0	321	12.5
BS 19032	32	24.7			11.2	277	12.8	316	16.0	395	100
BS 19038	38	20.7			13.3	275	15.2	315	19.0	393	100
BS 19045	44	17.8			15.4	275	17.6	313	22.0	392	100
BS 19050	51	15.3			17.9	273	20.4	312	25.5	390	100
BS 19065	64	12.1			22.4	270	25.6	310	32.0	386	50
BS 19075	76	10.2			26.6	271	30.4	310	38.0	386	50
BS 19090	89	8.6			31.2	269	35.6	306	44.5	384	50
BS 19101	102	7.5			35.7	269	40.8	306	51.0	384	50
BS 19115	115	6.7			40.3	269	46.0	308	57.5	384	20
BS 19126	127	6.1			44.5	270	50.8	310	63.5	386	20
BS 19140	139	5.5			48.7	269	55.6	306	69.5	385	20
BS 19151	152	5.1			53.2	269	60.8	310	76.0	384	20
BS 19303	305	2.5			106.8	266	122.0	305	152.5	384	10
BS 26025	25	12.5			25	52.7	8.8	461	10.0	527	12.5
BS 26032			32	40.0	11.2	448	12.8	512	16.0	640	50
BS 26038			38	33.3	13.3	444	15.2	506	19.0	634	50
BS 26045			44	28.6	15.4	440	17.6	503	22.0	629	50
BS 26050			51	24.7	17.9	441	20.4	504	25.5	630	50
BS 26065			64	19.4	22.4	435	25.6	497	32.0	622	50
BS 26075			76	16.3	26.6	433	30.4	496	38.0	618	20
BS 26090			89	13.9	31.2	433	35.6	495	44.5	618	20
BS 26101			102	12.1	35.7	433	40.8	494	51.0	618	20
BS 26115			115	10.8	40.3	433	46.0	497	57.5	619	20
BS 26126			127	9.8	44.5	434	50.8	498	63.5	620	10
BS 26140			139	8.9	48.7	433	55.6	495	69.5	618	10
BS 26151			152	8.1	53.2	431	60.8	493	76.0	616	10
BS 26176			178	6.9	62.3	431	71.2	491	89.0	616	10
BS 26202			203	6.1	71.1	431	81.2	495	101.5	615	10
BS 26303			305	4.0	106.8	429	122.0	488	152.5	613	5

BS	D	d	L <sub>0</sub>	R	35% Long life deflection 长使用寿命的压缩量		40% Average working defl. 平均工作量的压缩量		50% Max working defl. 最大工作量的压缩量		Nr. Pcs 整盒数量			
					Deflection 压缩量 mm	Load 载荷 N	Deflection 压缩量 mm	Load 载荷 N	Deflection 压缩量 mm	Load 载荷 N				
Ctlg. Nr. 订购编码	Housing 外径 ø mm	Rod 内径 ø mm	Free Length 自由长度 mm	Rate 刚度 N/mm	Deflection 压缩量 mm	Load 载荷 N	Deflection 压缩量 mm	Load 载荷 N	Deflection 压缩量 mm	Load 载荷 N	Nr. Pcs 整盒数量			
BS 32038	32	16	38	43.8	13.3	582	15.2	666	19.0	831	20			
BS 32045			44	37.5	15.4	578	17.6	660	22.0	825	20			
BS 32050			51	32.3	17.9	576	20.4	659	25.5	823	20			
BS 32065			64	25.4	22.4	569	25.6	650	32.0	813	20			
BS 32075			76	21.3	26.6	566	30.4	648	38.0	809	20			
BS 32090			89	18.1	31.2	563	35.6	644	44.5	804	20			
BS 32101			102	15.8	35.7	562	40.8	645	51.0	803	20			
BS 32115			WIRE SECTION 弹簧线截面 6.40 x 2.65	115	13.9	40.3	560	46.0	639	57.5	800	10		
BS 32126				127	12.6	44.5	559	50.8	640	63.5	799	10		
BS 32140				139	11.4	48.7	557	55.6	634	69.5	796	10		
BS 32151				152	10.5	53.2	560	60.8	639	76.0	800	10		
BS 32176				178	8.9	62.3	558	71.2	634	89.0	796	10		
BS 32202				203	7.8	71.1	555	81.2	633	101.5	793	10		
BS 32252				254	6.2	88.9	549	102.0	632	127.0	784	5		
BS 32303				305	5.2	106.8	552	122.0	634	152.5	788	5		
BS 38050				40	20	51	50.8	17.9	908	20.4	1036	25.5	1297	20
BS 38065						64	39.7	22.4	888	25.6	1016	32.0	1269	20
BS 38075	76	33.1	26.6			879	30.4	1006	38.0	1256	20			
BS 38090	89	28.1	31.2			874	35.6	1000	44.5	1249	20			
BS 38101	102	24.5	35.7			874	40.8	1000	51.0	1249	20			
BS 38115	115	21.6	40.3			871	46.0	994	57.5	1244	10			
BS 38126	WIRE SECTION 弹簧线截面 7.80 x 3.40	127	19.5			44.5	867	50.8	991	63.5	1239	10		
BS 38140		139	17.8			48.7	867	55.6	990	69.5	1238	10		
BS 38151		152	16.3			53.2	865	60.8	991	76.0	1235	10		
BS 38176		178	13.8			62.3	862	71.2	983	89.0	1231	10		
BS 38202		203	12.1			71.1	863	81.2	983	101.5	1232	5		
BS 38252		254	9.7			88.9	859	102.0	989	127.0	1227	5		
BS 38303		305	8.0			106.8	858	122.0	976	152.5	1226	5		
BS 51065		50	25			64	80.2	22.4	1796	25.6	2053	32.0	2566	20
BS 51075						76	66.9	26.6	1781	30.4	2034	38.0	2544	20
BS 51090						89	56.6	31.2	1763	35.6	2015	44.5	2519	10
BS 51101	102					49.3	35.7	1762	40.8	2011	51.0	2517	10	
BS 51115	115			43.5	40.3	1751	46.0	2001	57.5	2501	10			
BS 51126	WIRE SECTION 弹簧线截面 10.70 x 4.40			127	39.3	44.5	1746	50.8	1996	63.5	2494	10		
BS 51140				139	35.8	48.7	1742	55.6	1991	69.5	2489	10		
BS 51151				152	32.8	53.2	1743	60.8	1994	76.0	2490	10		
BS 51176				178	27.8	62.3	1731	71.2	1979	89.0	2474	5		
BS 51202				203	24.2	71.1	1720	81.2	1965	101.5	2457	5		
BS 51252				254	19.2	88.9	1711	102.0	1958	127.0	2444	5		
BS 51303				305	16.0	106.8	1712	122.0	1952	152.5	2446	5		
BS 63075				63	38	76	57.8	26.6	1537	30.4	1757	38.0	2196	20
BS 63090						89	51.4	31.2	1601	35.6	1830	44.5	2287	10
BS 63101						102	44.4	35.7	1585	40.8	1812	51.0	2264	10
BS 63115	115					41.6	40.3	1674	46.0	1914	57.5	2392	10	
BS 63126	WIRE SECTION 弹簧线截面 11.4 x 5.10					127	33.2	44.5	1476	50.8	1687	63.5	2108	10
BS 63151		152	27.4			53.2	1458	60.8	1666	76.0	2082	10		
BS 63176		178	24.0			62.3	1495	71.2	1709	89.0	2136	5		
BS 63202		203	21.0			71.1	1492	81.2	1705	101.5	2132	5		
BS 63252		254	16.4			88.9	1458	102.0	1673	127.0	2083	5		
BS 63303		305	13.6			106.8	1452	122.0	1659	152.5	2074	5		

BG	D	d	L <sub>0</sub>	R	30% Long life deflection 长使用寿命的压缩量		35% Average working defl. 平均工作量的压缩量		40% Max working defl. 最大工作量的压缩量		Nr. Pcs 整盒数量
					Deflection 压缩量 mm	Load 载荷 N	Deflection 压缩量 mm	Load 载荷 N	Deflection 压缩量 mm	Load 载荷 N	
Ctlg. Nr. 订购编码	Housing 外径 Ø mm	Rod 内径 Ø mm	Free Length 自由长度 mm	Rate 刚度 N/mm	Deflection 压缩量 mm	Load 载荷 N	Deflection 压缩量 mm	Load 载荷 N	Deflection 压缩量 mm	Load 载荷 N	Nr. Pcs 整盒数量
BG 10025	10	5	25	11.0	7.5	82.5	8.8	96.8	10.0	110.0	100
BG 10032			32	8.5	9.6	81.6	11.2	95.2	12.8	108.8	100
BG 10038			38	6.8	11.4	77.5	13.3	90.4	15.2	103.4	100
BG 10045			44	6.0	13.2	79.2	15.4	92.4	17.6	105.6	100
BG 10050			51	5.0	15.3	76.5	17.9	89.5	20.4	102.0	100
BG 10065			64	4.1	19.2	78.7	22.4	91.8	25.6	105.0	50
BG 10075			76	3.6	22.8	82.1	26.6	95.8	30.4	109.4	50
BG 10303			305	0.9	91.5	82.4	107.0	96.3	122.0	109.8	20
BG 13025	12.5	6.3	25	21.0	7.5	157.5	8.8	184.8	10.0	210.0	100
BG 13032			32	16.4	9.6	157.4	11.2	183.7	12.8	209.9	100
BG 13038			38	13.6	11.4	155.0	13.3	180.9	15.2	206.7	100
BG 13045			44	12.1	13.2	159.7	15.4	186.3	17.6	213.0	100
BG 13050			51	10.3	15.3	157.6	17.9	184.4	20.4	210.1	100
BG 13065			64	7.6	19.2	145.9	22.4	170.2	25.6	194.6	50
BG 13075			76	6.3	22.8	143.6	26.6	167.6	30.4	191.5	50
BG 13090			89	5.4	26.7	144.2	31.2	168.5	35.6	192.2	50
BG 13101	102	4.6	30.6	140.8	35.7	164.2	40.8	187.7	50		
BG 13303	305	1.6	91.5	146.4	107.0	171.2	122.0	195.2	20		
BG 16025	16	8	25	29.0	7.5	217.5	8.8	255.2	10.0	290.0	100
BG 16032			32	22.9	9.6	219.8	11.2	256.5	12.8	293.1	100
BG 16038			38	19.3	11.4	220.0	13.3	256.7	15.2	293.4	100
BG 16045			44	17.1	13.2	225.7	15.4	263.3	17.6	301.0	100
BG 16050			51	14.0	15.3	214.2	17.9	250.6	20.4	285.6	100
BG 16065			64	10.7	19.2	205.4	22.4	239.7	25.6	273.9	50
BG 16075			76	9.0	22.8	205.2	26.6	239.4	30.4	273.6	50
BG 16090			89	7.3	26.7	194.9	31.2	227.8	35.6	259.9	50
BG 16101	102	6.8	30.6	208.1	35.7	242.8	40.8	277.4	50		
BG 16115	115	7.0	34.5	241.5	40.3	282.1	46.0	322.0	50		
BG 16303	305	2.3	91.5	210.5	107.0	246.1	122.0	280.6	20		
BG 19025	20	10	25	55.8	7.5	418.5	8.8	491.0	10.0	558.0	100
BG 19032			32	45.0	9.6	432.0	11.2	504.0	12.8	576.0	100
BG 19038			38	36.0	11.4	410.4	13.3	478.8	15.2	547.2	100
BG 19045			44	30.0	13.2	396.0	15.4	462.0	17.6	528.0	100
BG 19050			51	24.5	15.3	374.9	17.9	438.6	20.4	499.8	100
BG 19065			64	19.2	19.2	368.6	22.4	430.1	25.6	491.5	50
BG 19075			76	16.0	22.8	364.8	26.6	425.6	30.4	486.4	50
BG 19090			89	14.0	26.7	373.8	31.2	436.8	35.6	498.4	50
BG 19101	102	12.0	30.6	367.2	35.7	428.4	40.8	489.6	50		
BG 19115	115	10.9	34.5	376.1	40.3	439.3	46.0	501.4	20		
BG 19126	127	9.5	38.1	362.0	44.5	422.8	50.8	482.6	20		
BG 19140	139	8.4	41.7	350.3	48.7	409.1	55.6	467.0	20		
BG 19151	152	7.5	45.6	342.0	53.2	399.0	60.8	456.0	20		
BG 19303	305	4.0	91.5	366.0	107.0	428.0	122.0	488.0	10		
BG 26025	25	12.5	25	105.0	7.5	787.5	8.8	924.0	10.0	1050.0	100
BG 26032			32	80.3	9.6	770.9	11.2	899.4	12.8	1027.8	50
BG 26038			38	62.0	11.4	706.8	13.3	824.6	15.2	942.4	50
BG 26045			44	52.9	13.2	698.3	15.4	814.7	17.6	931.0	50
BG 26050			51	44.0	15.3	673.2	17.9	787.6	20.4	897.6	50
BG 26065			64	35.2	19.2	675.8	22.4	788.5	25.6	901.1	50
BG 26075			76	28.0	22.8	638.4	26.6	744.8	30.4	851.2	20
BG 26090			89	24.0	26.7	640.8	31.2	748.8	35.6	854.4	20
BG 26101	102	21.1	30.6	645.7	35.7	753.3	40.8	860.9	20		
BG 26115	115	18.7	34.5	645.2	40.3	753.6	46.0	860.2	20		
BG 26126	127	16.7	38.1	636.3	44.5	743.2	50.8	848.4	10		
BG 26140	139	15.3	41.7	638.0	48.7	745.1	55.6	850.7	10		
BG 26151	152	14.0	45.6	638.4	53.2	744.8	60.8	851.2	10		
BG 26176	178	12.5	53.4	667.5	62.3	778.8	71.2	890.0	10		
BG 26202	203	10.4	60.9	633.4	71.1	739.4	81.2	844.5	10		
BG 26303	305	7.0	91.5	640.5	107.0	749.0	122.0	854.0	5		

Ctlg. Nr. 订购编码	Housing 外径 Ø mm	Rod 内径 Ø mm	L <sub>0</sub> 自由长度 mm	R 刚度 N/mm	30% Long life deflection 长使用寿命的压缩量		35% Average working defl. 平均工作量的压缩量		40% Max working defl. 最大工作量的压缩量		Nr. Pcs 整盒数量	
					Deflection 压缩量 mm	Load 载荷 N	Deflection 压缩量 mm	Load 载荷 N	Deflection 压缩量 mm	Load 载荷 N		
BG 32038	32	16	38	98.0	11.4	1117	13.3	1303	15.2	1490	20	
BG 32045			44	79.5	13.2	1049	15.4	1224	17.6	1399	20	
BG 32050			51	67.0	15.3	1025	17.9	1199	20.4	1367	20	
BG 32065			64	53.0	19.2	1018	22.4	1187	25.6	1357	20	
BG 32075			76	44.0	22.8	1003	26.6	1170	30.4	1338	20	
BG 32090			89	37.2	26.7	993	31.2	1161	35.6	1324	20	
BG 32101			102	32.0	30.6	979	35.7	1142	40.8	1306	20	
BG 32115			WIRE SECTION 弹簧线截面 6.7 x 3.3	115	29.0	34.5	1001	40.3	1169	46.0	1334	10
BG 32126				127	25.0	38.1	953	44.5	1113	50.8	1270	10
BG 32140				139	23.0	41.7	959	48.7	1120	55.6	1279	10
BG 32151				152	21.5	45.6	980	53.2	1144	60.8	1307	10
BG 32176				178	18.2	53.4	972	62.3	1134	71.2	1296	10
BG 32202				203	15.8	60.9	962	71.1	1123	81.2	1283	10
BG 32252				254	12.5	76.2	953	88.9	1111	102.0	1275	5
BG 32303				305	10.3	91.5	942	107.0	1102	122.0	1257	5
BG 38050				40	20	51	92.0	15.3	1408	17.9	1647	20.4
BG 38065	64	73.0	19.2			1402	22.4	1635	25.6	1869	20	
BG 38075	76	63.0	22.8			1436	26.6	1676	30.4	1915	20	
BG 38090	89	51.0	26.7			1362	31.2	1591	35.6	1816	20	
BG 38101	102	45.0	30.6			1377	35.7	1607	40.8	1836	20	
BG 38115	115	39.6	34.5			1366	40.3	1596	46.0	1822	10	
BG 38126	WIRE SECTION 弹簧线截面 8.0 x 4.0	127	36.0			38.1	1372	44.5	1602	50.8	1829	10
BG 38140		139	32.0			41.7	1334	48.7	1558	55.6	1779	10
BG 38151		152	28.0			45.6	1277	53.2	1490	60.8	1702	10
BG 38176		178	25.2			53.4	1346	62.3	1570	71.2	1794	10
BG 38202		203	21.8			60.9	1328	71.1	1550	81.2	1770	5
BG 38252		254	17.0			76.2	1295	88.9	1511	102.0	1734	5
BG 38303		305	14.8			91.5	1354	107.0	1584	122.0	1806	5
BG 51065	50	25	64	156.0	19.2	2995	22.4	3494	25.6	3994	20	
BG 51075			76	125.0	22.8	2850	26.6	3325	30.4	3800	20	
BG 51090			89	109.0	26.7	2910	31.2	3401	35.6	3880	10	
BG 51101			102	94.0	30.6	2876	35.7	3356	40.8	3835	10	
BG 51115			115	81.0	34.5	2795	40.3	3264	46.0	3726	10	
BG 51126			127	71.0	38.1	2705	44.5	3160	50.8	3607	10	
BG 51140			WIRE SECTION 弹簧线截面 11.1 x 5.5	139	66.5	41.7	2773	48.7	3239	55.6	3697	10
BG 51151				152	60.0	45.6	2736	53.2	3192	60.8	3648	10
BG 51176				178	52.0	53.4	2777	62.3	3240	71.2	3702	5
BG 51202				203	44.0	60.9	2680	71.1	3128	81.2	3573	5
BG 51229				229	38.2	68.7	2624	80.15	3062	91.6	3499	5
BG 51252				254	35.0	76.2	2667	88.9	3112	102.0	3570	5
BG 51303				305	28.5	91.5	2608	107.0	3050	122.0	3477	5
BG 63075	63	38	76	189.0	22.8	4309	26.6	5027	30.4	5746	20	
BG 63090			89	158.0	26.7	4219	31.2	4930	35.6	5625	10	
BG 63101			102	131.0	30.6	4009	35.7	4677	40.8	5345	10	
BG 63115			115	116.0	34.5	4002	40.3	4675	46.0	5336	10	
BG 63126			127	103.0	38.1	3924	44.5	4584	50.8	5232	10	
BG 63151			WIRE SECTION 弹簧线截面 11.6 x 7.7	152	84.3	45.6	3844	53.2	4485	60.8	5125	10
BG 63176				178	71.5	53.4	3818	62.3	4454	71.2	5091	5
BG 63202				203	61.7	60.9	3758	71.1	4387	81.2	5010	5
BG 63252				254	47.0	76.2	3581	88.9	4178	102.0	4794	5
BG 63303			305	38.2	91.5	3495	107.0	4087	122.0	4660	5	




BA	D	d	L <sub>0</sub>	R	25% Long life deflection 长使用寿命的压缩量		30% Average working defl. 平均工作量的压缩量		37.5% Max working defl. 最大工作量的压缩量		Nr. Pcs 整盒数量
					Deflection 压缩量 mm	Load 载荷 N	Deflection 压缩量 mm	Load 载荷 N	Deflection 压缩量 mm	Load 载荷 N	
Ctlg. Nr. 订购编码	Housing 外径 ø mm	Rod 内径 ø mm	Free Length 自由长度 mm	Rate 刚度 N/mm	Deflection 压缩量 mm	Load 载荷 N	Deflection 压缩量 mm	Load 载荷 N	Deflection 压缩量 mm	Load 载荷 N	Nr. Pcs 整盒数量
BA 10025	10	5	25	16.0	6.25	100.0	7.5	120.0	9.4	150.4	100
BA 10032			32	13.0	8.0	104.0	9.6	124.8	12.0	156.0	100
BA 10038			38	11.9	9.5	113.1	11.4	135.7	14.2	169.0	100
BA 10045			44	10.3	11.0	113.3	13.2	136.0	16.5	170.0	100
BA 10050			51	8.9	12.75	113.5	15.3	136.2	19.1	170.0	100
BA 10065			64	7.5	16.0	120.0	19.2	144.0	24.0	180.0	50
BA 10075			76	6.2	19.0	117.8	22.8	141.4	28.5	176.7	50
BA 10303			305	1.6	76.25	122.0	91.5	146.4	114.0	182.4	20
BA 13025	12.5	6.3	25	30.0	6.3	187.5	7.5	225.0	9.4	282.0	100
BA 13032			32	24.8	8.0	198.4	9.6	238.1	12.0	297.6	100
BA 13038			38	21.4	9.5	203.3	11.4	244.0	14.2	303.9	100
BA 13045			44	18	11.0	198.0	13.2	237.6	16.5	297.0	100
BA 13050			51	15.5	12.8	197.6	15.3	237.2	19.1	296.1	100
BA 13065			64	12.1	16.0	193.6	19.2	232.3	24.0	290.4	50
BA 13075			76	10.2	19.0	193.8	22.8	232.6	28.5	290.7	50
BA 13090			89	8.4	22.3	186.9	26.7	224.3	33.3	279.7	50
BA 13101	102	7.1	25.5	181.1	30.6	217.3	38.3	271.6	50		
BA 13303	305	2.4	76.3	183.0	91.5	219.6	114.0	273.6	20		
BA 16025	16	8	25	49.4	6.3	308.8	7.5	370.5	9.4	464.4	100
BA 16032			32	38.5	8.0	308.0	9.6	369.6	12.0	462.0	100
BA 16038			38	33.9	9.5	322.1	11.4	386.5	14.2	481.4	100
BA 16045			44	30.0	11.0	330.0	13.2	396.0	16.5	495.0	100
BA 16050			51	26.4	12.8	336.6	15.3	403.9	19.1	504.2	100
BA 16065			64	20.5	16.0	328.0	19.2	393.6	24.0	492.0	50
BA 16075			76	17.8	19.0	338.2	22.8	405.8	28.5	507.3	50
BA 16090			89	15.2	22.3	338.2	26.7	405.8	33.3	506.2	50
BA 16101	102	13.5	25.5	344.3	30.6	413.1	38.2	515.7	50		
BA 16115	115	12.0	28.8	345.0	34.5	414.0	43.1	517.5	50		
BA 16303	305	4.3	76.3	327.9	91.5	393.5	114.0	490.2	20		
BA 19025	20	10	25	98.0	6.3	612.5	7.5	735.0	9.4	921.2	100
BA 19032			32	72.6	8.0	580.8	9.6	697.0	12.0	871.2	100
BA 19038			38	56.0	9.5	532.0	11.4	638.4	14.2	795.2	100
BA 19045			44	47.5	11.0	522.5	13.2	627.0	16.5	783.8	100
BA 19050			51	41.7	12.8	531.7	15.3	638.0	19.1	796.5	100
BA 19065			64	32.3	16.0	516.8	19.2	620.2	24.0	775.2	50
BA 19075			76	25.1	19.0	476.9	22.8	572.3	28.5	715.4	50
BA 19090			89	22.0	22.3	489.5	26.7	587.4	33.3	732.6	50
BA 19101	102	19.8	25.5	504.9	30.6	605.9	38.2	756.4	50		
BA 19115	115	18.1	28.8	520.4	34.5	624.5	43.1	780.1	20		
BA 19126	127	16.6	31.8	527.1	38.1	632.5	47.6	790.2	20		
BA 19140	139	15.1	34.8	524.7	42.0	634.2	52.1	786.7	20		
BA 19151	152	13.2	38.0	501.6	45.6	601.9	57.0	752.4	20		
BA 19303	305	6.1	76.3	465.1	91.5	558.2	114.0	695.4	10		
BA 26025	25	12.5	25	157.0	6.3	981	7.5	1178	9.4	1476	100
BA 26032			32	118.0	8.0	944	9.6	1133	12.0	1416	50
BA 26038			38	93.0	9.5	884	11.4	1060	14.2	1321	50
BA 26045			44	80.8	11.0	889	13.2	1067	16.5	1333	50
BA 26050			51	68.6	12.8	875	15.3	1050	19.1	1310	50
BA 26065			64	53.0	16.0	848	19.2	1018	24.0	1272	50
BA 26075			76	43.2	19.0	821	22.8	985	28.5	1231	20
BA 26090			89	38.2	22.3	850	26.7	1020	33.3	1272	20
BA 26101	102	33.0	25.5	842	30.6	1010	38.2	1261	20		
BA 26115	115	28.0	28.8	805	34.5	966	43.1	1207	20		
BA 26126	127	25.9	31.8	822	38.1	987	47.6	1233	10		
BA 26140	139	23.2	34.8	806	42.0	974	52.1	1209	10		
BA 26151	152	20.8	38.0	790	45.6	948	57.0	1186	10		
BA 26176	178	17.8	44.5	792	53.4	951	66.7	1187	10		
BA 26202	203	15.8	50.8	802	60.9	962	76.1	1202	10		
BA 26303	305	10.2	76.3	778	91.5	933	114.0	1163	5		

BA	D	d	L <sub>0</sub>	R	25% Long life deflection 长使用寿命的压缩量		30% Average working defl. 平均工作量的压缩量		37.5% Max working defl. 最大工作量的压缩量		Nr. Pcs 整盒数量		
					Deflection 压缩量 mm	Load 载荷 N	Deflection 压缩量 mm	Load 载荷 N	Deflection 压缩量 mm	Load 载荷 N			
Ctlg. Nr. 订购编码	Housing 外径 Ø mm	Rod 内径 Ø mm	Free Length 自由长度 mm	Rate 刚度 N/mm	Deflection 压缩量 mm	Load 载荷 N	Deflection 压缩量 mm	Load 载荷 N	Deflection 压缩量 mm	Load 载荷 N	Nr. Pcs 整盒数量		
BA 32038	32	16	38	185.0	9.5	1758	11.4	2109	14.2	2627	20		
BA 32045			44	158.0	11.0	1738	13.2	2086	16.5	2607	20		
BA 32050			51	134.0	12.8	1709	15.3	2050	19.1	2559	20		
BA 32065			64	99.0	16.0	1584	19.2	1901	24.0	2376	20		
BA 32075			76	80.5	19.0	1530	22.8	1835	28.5	2294	20		
BA 32090			89	69.1	22.3	1537	26.7	1845	33.3	2301	20		
BA 32101			102	58.8	25.5	1499	30.6	1799	38.2	2246	20		
BA 32115			115	51.5	28.8	1481	34.5	1777	43.1	2220	10		
BA 32126			127	44.8	31.8	1422	38.1	1707	47.6	2132	10		
BA 32140			139	42.3	34.8	1470	42.0	1777	52.1	2204	10		
BA 32151			152	37.8	38.0	1436	45.6	1724	57.0	2155	10		
BA 32176			178	32.5	44.5	1446	53.4	1736	66.7	2168	10		
BA 32202			203	28.9	50.8	1467	60.9	1760	76.1	2199	10		
BA 32252			254	22.2	63.5	1410	76.2	1692	95.2	2113	5		
BA 32303			305	18.3	76.3	1395	91.5	1674	114.0	2086	5		
BA 38050			40	20	51	182	12.8	2321	15.3	2785	19.1	3476	20
BA 38065	64	140.0			16.0	2240	19.2	2688	24.0	3360	20		
BA 38075	76	108.0			19.0	2052	22.8	2462	28.5	3078	20		
BA 38090	89	90.7			22.3	2018	26.7	2422	33.3	3020	20		
BA 38101	102	81.0			25.5	2066	30.6	2479	38.2	3094	20		
BA 38115	115	71.8			28.8	2064	34.5	2477	43.1	3095	10		
BA 38126	127	62.7			31.8	1991	38.1	2389	47.6	2985	10		
BA 38140	139	57.5			34.8	1998	42.0	2415	52.1	2996	10		
BA 38151	152	51.6			38.0	1961	45.6	2353	57.0	2941	10		
BA 38160	160	47.5			40.0	1900	48.0	2280	60.0	2850	10		
BA 38176	178	44.1			44.5	1962	53.4	2355	66.7	2941	10		
BA 38202	203	36.7			50.8	1863	60.9	2235	76.1	2793	5		
BA 38252	254	30.1			63.5	1911	76.2	2294	95.2	2866	5		
BA 38303	305	24.6			76.3	1876	91.5	2251	114.0	2804	5		
BA 51065	50	25			64	209.0	16.0	3344	19.2	4013	24.0	5016	20
BA 51075					76	168.0	19.0	3192	22.8	3830	28.5	4788	20
BA 51090			89	140.0	22.3	3115	26.7	3738	33.3	4662	10		
BA 51101			102	119.0	25.5	3035	30.6	3641	38.2	4546	10		
BA 51115			115	106.0	28.8	3048	34.5	3657	43.1	4569	10		
BA 51126			127	97.0	31.8	3080	38.1	3696	47.6	4617	10		
BA 51140			139	87.0	34.8	3023	42.0	3654	52.1	4533	10		
BA 51151			152	80.0	38.0	3040	45.6	3648	57.0	4560	10		
BA 51160			160	76.0	40.0	3040	48.0	3648	60.0	4560	10		
BA 51176			178	69.5	44.5	3093	53.4	3711	66.7	4636	5		
BA 51202			203	59.8	50.8	3035	60.9	3642	76.1	4551	5		
BA 51229			229	50.9	57.3	2914	68.7	3497	85.8	4367	5		
BA 51252			254	46	63.5	2921	76.2	3505	95.2	4379	5		
BA 51303			305	38.6	76.3	2943	91.5	3532	114.0	4400	5		
BA 63075			63	38	76	320.0	19.0	6080	22.8	7296	28.5	9120	20
BA 63090					89	260.0	22.3	5785	26.7	6942	33.3	8658	10
BA 63101	102	221.0			25.5	5636	30.6	6763	38.2	8442	10		
BA 63115	115	187.0			28.8	5376	34.5	6452	43.1	8060	10		
BA 63126	127	168.0			31.8	5334	38.1	6401	47.6	7997	10		
BA 63151	152	136.0			38.0	5168	45.6	6202	57.0	7752	10		
BA 63160	160	128.0			40.0	5120	48.0	6144	60.0	7680	10		
BA 63176	178	114.0			44.5	5073	53.4	6088	66.7	7604	5		
BA 63202	203	100.0			50.8	5075	60.9	6090	76.1	7610	5		
BA 63229	229	89.2			57.3	5107	68.7	6128	85.8	7653	5		
BA 63252	254	78.4			63.5	4978	76.2	5974	95.2	7464	5		
BA 63303	305	64.7			76.3	4933	91.5	5920	114.0	7376	5		
BA 63315	315	62.8			78.8	4946	94.5	5935	118.1	7418	5		
BA 63400	400	48.5			100.0	4850	120.0	5820	150.0	7275	5		

BR	D	d	L <sub>0</sub>	R	20% Long life deflection 长使用寿命的压缩量		25% Average working defl. 平均工作量的压缩量		30% Max working defl. 最大工作量的压缩量		Nr. Pcs 整盒数量
					Deflection 压缩量 mm	Load 载荷 N	Deflection 压缩量 mm	Load 载荷 N	Deflection 压缩量 mm	Load 载荷 N	
Ctlg. Nr. 订购编码	Housing 外径 ø mm	Rod 内径 ø mm	Free Length 自由长度 mm	Rate 刚度 N/mm	Deflection 压缩量 mm	Load 载荷 N	Deflection 压缩量 mm	Load 载荷 N	Deflection 压缩量 mm	Load 载荷 N	Nr. Pcs 整盒数量
BR 10025	10	5	25	23.0	5.0	115.0	6.3	144.9	7.5	172.5	100
BR 10032			32	17.5	6.4	112.0	8.0	140.0	9.6	168.0	100
BR 10038			38	14.8	7.6	112.5	9.5	140.6	11.4	168.7	100
BR 10045			44	13.0	8.8	114.4	11.0	143.0	13.2	171.6	100
BR 10050			51	11.2	10.2	114.2	12.8	143.4	15.3	171.4	100
BR 10065			64	9.2	12.8	117.8	16.0	147.2	19.2	176.6	50
BR 10075			76	7.5	15.2	114.0	19.0	142.5	22.8	171.0	50
BR 10303			305	1.9	61.0	115.9	76.3	145.0	91.5	173.9	20
BR 13025	12.5	6.3	25	42.1	5.0	210.5	6.3	265.2	7.5	315.8	100
BR 13032			32	33.2	6.4	212.5	8.0	265.6	9.6	318.7	100
BR 13038			38	29.3	7.6	222.7	9.5	278.4	11.4	334.0	100
BR 13045			44	24.6	8.8	216.5	11.0	270.6	13.2	324.7	100
BR 13050			51	19.6	10.2	199.9	12.8	250.9	15.3	299.9	100
BR 13065			64	15.0	12.8	192.0	16.0	240.0	19.2	288.0	50
BR 13075			76	13.2	15.2	200.6	19.0	250.8	22.8	301.0	50
BR 13090			89	11.4	17.8	202.9	22.3	254.2	26.7	304.4	50
BR 13101	102	9.4	20.4	191.8	25.5	239.7	30.6	287.6	50		
BR 13303	305	3.2	61.0	195.2	76.3	244.2	91.5	292.8	20		
BR 16025	16	8	25	75.7	5.0	378.5	6.3	476.9	7.5	567.8	100
BR 16032			32	60.2	6.4	385.3	8.0	481.6	9.6	577.9	100
BR 16038			38	50.8	7.6	386.1	9.5	482.6	11.4	579.1	100
BR 16045			44	42.8	8.8	376.6	11.0	470.8	13.2	565.0	100
BR 16050			51	37.1	10.2	378.4	12.8	474.9	15.3	567.6	100
BR 16065			64	30.3	12.8	387.8	16.0	484.8	19.2	581.8	50
BR 16075			76	25.7	15.2	390.6	19.0	488.3	22.8	586.0	50
BR 16090			89	21.7	17.8	386.3	22.3	483.9	26.7	579.4	50
BR 16101	102	18.9	20.4	385.6	25.5	482.0	30.6	578.3	50		
BR 16115	115	17.0	23.0	391.0	28.8	489.6	34.5	586.5	50		
BR 16303	305	6.3	61.0	384.3	76.3	480.7	91.5	576.5	20		
BR 19025	20	10	25	216.0	5.0	1080	6.3	1361	7.5	1620	100
BR 19032			32	168.0	6.4	1075	8.0	1344	9.6	1613	100
BR 19038			38	129.0	7.6	980	9.5	1226	11.4	1471	100
BR 19045			44	112.0	8.8	986	11.0	1232	13.2	1478	100
BR 19050			51	94.0	10.2	959	12.8	1203	15.3	1438	100
BR 19065			64	72.1	12.8	923	16.0	1154	19.2	1384	50
BR 19075			76	59.7	15.2	907	19.0	1134	22.8	1361	50
BR 19090			89	50.5	17.8	899	22.3	1126	26.7	1348	50
BR 19101	102	44.2	20.4	902	25.5	1127	30.6	1353	50		
BR 19115	115	38.4	23.0	883	28.8	1106	34.5	1325	20		
BR 19126	127	34.1	25.4	866	31.8	1084	38.1	1299	20		
BR 19140	139	31.0	27.8	862	35.0	1085	41.7	1293	20		
BR 19151	152	28.2	30.4	857	38.0	1072	45.6	1286	20		
BR 19303	305	14.0	61.0	854	76.3	1068	91.5	1281	10		
BR 26025	25	12.5	25	375.0	5.0	1875	6.3	2363	7.5	2813	100
BR 26032			32	297.0	6.4	1901	8.0	2376	9.6	2851	50
BR 26038			38	219.0	7.6	1664	9.5	2081	11.4	2497	50
BR 26045			44	187.0	8.8	1646	11.0	2057	13.2	2468	50
BR 26050			51	156.0	10.2	1591	12.8	1997	15.3	2387	50
BR 26065			64	123.0	12.8	1574	16.0	1968	19.2	2362	50
BR 26075			76	99.0	15.2	1505	19.0	1881	22.8	2257	20
BR 26090			89	84.0	17.8	1495	22.3	1873	26.7	2243	20
BR 26101	102	73.0	20.4	1489	25.5	1862	30.6	2234	20		
BR 26115	115	65.0	23.0	1495	28.8	1872	34.5	2243	20		
BR 26126	127	57.7	25.4	1466	31.8	1835	38.1	2198	10		
BR 26140	139	52.7	27.8	1465	35.0	1845	41.7	2198	10		
BR 26151	152	47.8	30.4	1453	38.0	1816	45.6	2180	10		
BR 26176	178	41.0	35.6	1460	44.5	1825	53.4	2189	10		
BR 26202	203	35.8	40.6	1453	50.8	1819	60.9	2180	10		
BR 26303	305	22.9	61.0	1397	76.3	1747	91.5	2095	5		



BR	D	d	L <sub>0</sub>	R	20% Long life deflection 长使用寿命的压缩量		25% Average working defl. 平均工作量的压缩量		30% Max working defl. 最大工作量的压缩量		Nr. Pcs 整盒数量			
					Deflection 压缩量 mm	Load 载荷 N	Deflection 压缩量 mm	Load 载荷 N	Deflection 压缩量 mm	Load 载荷 N				
Ctlg. Nr. 订购编码	Housing 外径 ø mm	Rod 内径 ø mm	Free Length 自由长度 mm	Rate 刚度 N/mm	Deflection 压缩量 mm	Load 载荷 N	Deflection 压缩量 mm	Load 载荷 N	Deflection 压缩量 mm	Load 载荷 N	Nr. Pcs 整盒数量			
BR 32038	32	16	38	388.0	7.6	2949	9.5	3686	11.4	4423	20			
BR 32045			44	324.0	8.8	2851	11.0	3564	13.2	4277	20			
BR 32050			51	272.0	10.2	2774	12.8	3482	15.3	4162	20			
BR 32065			64	212.0	12.8	2714	16.0	3392	19.2	4070	20			
BR 32075			76	172.0	15.2	2614	19.0	3268	22.8	3922	20			
BR 32090			89	141.0	17.8	2510	22.3	3144	26.7	3765	20			
BR 32101			102	122.0	20.4	2489	25.5	3111	30.6	3733	20			
BR 32115			WIRE SECTION 弹簧线截面 6.9 x 5.3	115	107.0	23.0	2461	28.8	3082	34.5	3692	10		
BR 32126				127	93.0	25.4	2362	31.8	2957	38.1	3543	10		
BR 32140				139	86.0	27.8	2391	35.0	3010	41.7	3586	10		
BR 32151				152	78.0	30.4	2371	38.0	2964	45.6	3557	10		
BR 32176				178	67.2	35.6	2392	44.5	2990	53.4	3588	10		
BR 32202				203	59.1	40.6	2399	50.8	3002	60.9	3599	10		
BR 32252				254	46.4	50.8	2357	63.5	2946	76.2	3536	5		
BR 32303				305	38.0	61.0	2318	76.3	2899	91.5	3477	5		
BR 38050				40	20	51	350.0	10.2	3570	12.8	4480	15.3	5355	20
BR 38065	64	269.0				12.8	3443	16.0	4304	19.2	5165	20		
BR 38075	76	219.0	15.2			3329	19.0	4161	22.8	4993	20			
BR 38090	89	190.0	17.8			3382	22.3	4237	26.7	5073	20			
BR 38101	102	163.0	20.4			3325	25.5	4157	30.6	4988	20			
BR 38115	115	142.0	23.0			3266	28.8	4090	34.5	4899	10			
BR 38126	WIRE SECTION 弹簧线截面 8.4 x 6.2	127	128.0			25.4	3251	31.8	4070	38.1	4877	10		
BR 38140		139	115.0			27.8	3197	35.0	4025	41.7	4796	10		
BR 38151		152	105.0			30.4	3192	38.0	3990	45.6	4788	10		
BR 38176		178	89.0			35.6	3168	44.5	3961	53.4	4753	10		
BR 38202		203	77.0			40.6	3126	50.8	3912	60.9	4689	5		
BR 38252		254	61.0			50.8	3099	63.5	3874	76.2	4648	5		
BR 38303		305	51.0			61.0	3111	76.3	3891	91.5	4667	5		
BR 51065		50	25			64	413.0	12.8	5286	16.0	6608	19.2	7930	20
BR 51075						76	339.0	15.2	5153	19.0	6441	22.8	7729	20
BR 51090						89	288.0	17.8	5126	22.3	6422	26.7	7690	10
BR 51101	102			245.0	20.4	4998	25.5	6248	30.6	7497	10			
BR 51115	115			215.0	23.0	4945	28.8	6192	34.5	7418	10			
BR 51126	WIRE SECTION 弹簧线截面 11.3 x 7.4			127	192.0	25.4	4877	31.8	6106	38.1	7315	10		
BR 51140				139	168.0	27.8	4670	35.0	5880	41.7	7006	10		
BR 51151				152	154.0	30.4	4682	38.0	5852	45.6	7022	10		
BR 51176				178	134.0	35.6	4770	44.5	5963	53.4	7156	5		
BR 51202				203	117.0	40.6	4750	50.8	5944	60.9	7125	5		
BR 51252				254	89.0	50.8	4521	63.5	5652	76.2	6782	5		
BR 51303				305	73.0	61.0	4453	76.3	5570	91.5	6680	5		
BR 63075				63	38	76	630.0	15.2	9576	19.0	11970	22.8	14364	20
BR 63090						89	485.0	17.8	8633	22.3	10816	26.7	12950	10
BR 63101						102	434.0	20.4	8854	25.5	11067	30.6	13280	10
BR 63115	115					384.0	23.0	8832	28.8	11059	34.5	13248	10	
BR 63126	WIRE SECTION 弹簧线截面 11.2 x 12.9	127	349.0			25.4	8865	31.8	11098	38.1	13297	10		
BR 63151		152	276.0			30.4	8390	38.0	10488	45.6	12586	10		
BR 63176		178	237.0			35.6	8437	44.5	10547	53.4	12656	5		
BR 63202		203	210.0			40.6	8526	50.8	10668	60.9	12789	5		
BR 63252		254	165.0			50.8	8382	63.5	10478	76.2	12573	5		
BR 63303		305	134.0			61.0	8174	76.3	10224	91.5	12261	5		

BY	D	d	L <sub>0</sub>	R	 <b>17%</b> Long life deflection 长使用寿命的压缩量	 <b>22.5%</b> Average working defl. 平均工作量的压缩量	 <b>25%</b> Max working defl. 最大工作量的压缩量					
	Catlg. Nr. 订购编码	Housing 外径 ø mm	Rod 内径 ø mm	Free Length 自由长度 mm	Rate 刚度 N/mm	Deflection 压缩量 mm	Load 载荷 N	Deflection 压缩量 mm	Load 载荷 N	Deflection 压缩量 mm	Load 载荷 N	Nr. Pcs 整盒数量
	10	5										
BY 10025				25	36.8	4.3	156.4	5.6	206.1	6.2	228.2	100
BY 10032				32	27.9	5.4	151.8	7.2	200.9	8.0	223.2	100
BY 10038				38	23.7	6.5	153.1	8.6	203.8	9.5	225.2	100
BY 10045				44	19.2	7.5	143.6	9.9	190.1	11.0	211.2	100
BY 10050			WIRE SECTION 弹簧线截面 1.9 x 1.5	51	16.5	8.7	143.1	11.5	189.8	12.7	209.6	100
BY 10065				64	13.2	10.9	143.6	14.4	190.1	16.0	211.2	50
BY 10075				76	10.9	12.9	140.8	17.1	186.4	19.0	207.1	50
BY 10303		305	2.6	51.9	134.8	68.6	178.4	76.3	198.4	20		
	12.5	6.3										
BY 13025				25	58.5	4.3	248.6	5.6	327.6	6.2	362.7	100
BY 13032				32	43.9	5.4	238.8	7.2	316.1	8.0	351.2	100
BY 13038				38	36.0	6.5	232.6	8.6	309.6	9.5	342.0	100
BY 13045				44	30.3	7.5	226.6	9.9	300.0	11.0	333.3	100
BY 13050			WIRE SECTION 弹簧线截面 2.3 x 2.2	51	26.2	8.7	227.2	11.5	301.3	12.7	332.7	100
BY 13065				64	21.2	10.9	230.7	14.4	305.3	16.0	339.2	50
BY 13075				76	17.1	12.9	220.9	17.1	292.4	19.0	324.9	50
BY 13090				89	14.5	15.1	219.4	20.0	290.0	22.2	321.9	50
BY 13101				102	12.5	17.3	216.8	23.0	287.5	25.5	318.8	50
BY 13303		305	4.3	51.9	223.0	68.6	295.0	76.3	328.1	20		
	16	8										
BY 16025				25	118.0	4.3	501.5	5.6	660.8	6.2	731.6	100
BY 16032				32	89.0	5.4	484.2	7.2	640.8	8.0	712.0	100
BY 16038				38	72.1	6.5	465.8	8.6	620.1	9.5	685.0	100
BY 16045				44	60.9	7.5	455.5	9.9	602.9	11.0	669.9	100
BY 16050				51	52.3	8.7	453.4	11.5	601.5	12.7	664.2	100
BY 16065			WIRE SECTION 弹簧线截面 3.2 x 2.7	64	41.2	10.9	448.3	14.4	593.3	16.0	659.2	50
BY 16075				76	34.1	12.9	440.6	17.1	583.1	19.0	647.9	50
BY 16090				89	29.5	15.1	446.3	20.0	590.0	22.2	654.9	50
BY 16101				102	25.6	17.3	443.9	23.0	588.8	25.5	652.8	50
BY 16115				115	22.8	19.6	445.7	25.9	590.5	28.8	655.5	50
BY 16303				305	8.4	51.9	435.5	68.6	576.2	76.3	640.9	20
	20	10										
BY 19025				25	293.0	4.3	1245	5.6	1641	6.2	1817	100
BY 19032				32	224.0	5.4	1219	7.2	1613	8.0	1792	100
BY 19038				38	177.0	6.5	1143	8.6	1522	9.5	1682	100
BY 19045				44	149.0	7.5	1115	9.9	1475	11.0	1639	100
BY 19050				51	128.0	8.7	1110	11.5	1472	12.7	1626	100
BY 19065				64	99.0	10.9	1077	14.4	1426	16.0	1584	50
BY 19075			WIRE SECTION 弹簧线截面 4.1 x 3.7	76	81.7	12.9	1056	17.1	1397	19.0	1552	50
BY 19090				89	69.5	15.1	1052	20.0	1390	22.2	1543	50
BY 19101				102	60.6	17.3	1051	23	1394	25.5	1545	50
BY 19115				115	53.0	19.6	1036	25.9	1373	28.7	1521	20
BY 19126				127	47.5	21.6	1026	28.6	1359	31.7	1506	20
BY 19140				139	43.0	23.6	1016	31.3	1346	34.7	1492	20
BY 19151				152	39.0	25.8	1008	34.2	1334	38.0	1482	20
BY 19303				305	20	51.9	1037	68.6	1372	76.3	1526	10
	25	12.5										
BY 26025				25	488.0	4.3	2074	5.6	2733	6.3	3050	100
BY 26032				32	374	5.4	2035	7.2	2693	8.0	2992	50
BY 26038				38	300.0	6.5	1938	8.6	2580	9.5	2850	50
BY 26045				44	244.0	7.5	1825	9.9	2416	11.0	2684	50
BY 26050				51	208	8.7	1803	11.5	2392	12.7	2642	50
BY 26065				64	161.0	10.9	1752	14.4	2318	16.0	2576	50
BY 26075				76	131	12.9	1693	17.1	2240	19.0	2489	20
BY 26090			WIRE SECTION 弹簧线截面 5.6 x 4.6	89	111	15.1	1679	20.0	2220	22.2	2464	20
BY 26101				102	96.3	17.3	1670	23.0	2215	25.5	2456	20
BY 26115				115	85.7	19.6	1675	25.9	2220	28.7	2460	20
BY 26126				127	76.3	21.6	1647	28.6	2182	31.7	2419	10
BY 26140				139	66	23.6	1560	31.3	2066	34.7	2290	10
BY 26151				152	63.5	25.8	1641	34.2	2172	38.0	2413	10
BY 26176				178	53.9	30.3	1631	40.1	2161	44.5	2399	10
BY 26202				203	47.0	34.5	1622	45.7	2148	50.7	2383	10
BY 26303				305	30.9	51.9	1602	68.6	2120	76.3	2358	5

BY	D	d	L <sub>0</sub>	R	17% Long life deflection 长使用寿命的压缩量		22.5% Average working defl. 平均工作量的压缩量		25% Max working defl. 最大工作量的压缩量		Nr. Pcs 整盒数量		
					Deflection 压缩量 mm	Load 载荷 N	Deflection 压缩量 mm	Load 载荷 N	Deflection 压缩量 mm	Load 载荷 N			
Catg. Nr. 订购编码	Housing 外径 Ø mm	Rod 内径 Ø mm	Free Length 自由长度 mm	Rate 刚度 N/mm	Deflection 压缩量 mm	Load 载荷 N	Deflection 压缩量 mm	Load 载荷 N	Deflection 压缩量 mm	Load 载荷 N	Nr. Pcs 整盒数量		
BY 32038	32	16	38	480	6.5	3101	8.6	4128	9.5	4560	20		
BY 32045			44	390	7.5	2917	9.9	3861	11.0	4290	20		
BY 32050			51	336.0	8.7	2913	11.5	3864	12.7	4267	20		
BY 32065			64	269	10.9	2927	14.4	3874	16.0	4304	20		
BY 32075			76	219	12.9	2829	17.1	3745	19.0	4161	20		
BY 32090			89	180	15.1	2723	20.0	3600	22.2	3996	20		
BY 32101			102	155.0	17.3	2688	23.00	3565	25.5	3953	20		
BY 32115			115	140.0	19.6	2737	25.9	3626	28.7	4018	10		
BY 32126			127	124.0	21.6	2677	28.6	3546	31.7	3931	10		
BY 32140			139	112.0	23.6	2647	31.3	3506	34.7	3886	10		
BY 32151			152	102.0	25.8	2636	34.2	3488	38.0	3876	10		
BY 32176			178	88.2	30.3	2669	40.1	3537	44.5	3925	10		
BY 32202			203	76.0	34.5	2623	45.7	3473	50.7	3853	10		
BY 32252			254	60.8	43.2	2625	57.2	3478	64	3891	5		
BY 32303			305	49.0	51.9	2541	68.6	3361	76.3	3739	5		
BY 38050			40	20	51	628.0	8.7	5445	11.5	7222	12.7	7976	20
BY 38065	64	487.0			10.9	5299	14.4	7013	16	7792	20		
BY 38075	76	379.0			12.9	4897	17.1	6481	19	7201	20		
BY 38090	89	321.0			15.1	4857	20.0	6420	22.2	7126	20		
BY 38101	102	281.0			17.3	4873	23.0	6463	25.5	7166	20		
BY 38115	115	245.0			19.6	4790	25.9	6346	28.7	7032	10		
BY 38126	127	221.0			21.6	4771	28.6	6321	31.7	7006	10		
BY 38140	139	185.0			23.6	4372	31.3	5791	34.7	6420	10		
BY 38151	152	168.0			25.8	4341	34.2	5746	38	6384	10		
BY 38176	178	150.0			30.3	4539	40.1	6015	44.5	6675	10		
BY 38202	203	132.0			34.5	4555	45.7	6032	50.7	6692	5		
BY 38252	254	107.0			43.2	4620	57.2	6120	64	6848	5		
BY 38303	305	87.8			51.9	4552	68.6	6023	76.6	6725	5		
BY 51065	50	25			64	709.0	10.9	7714	14.4	10210	16.0	11344	20
BY 51075					76	572.0	12.9	7390	17.1	9781	19.0	10868	20
BY 51090					89	475.0	15.1	7187	20.0	9500	22.2	10545	10
BY 51101			102	405.0	17.3	7023	23.0	9315	25.5	10328	10		
BY 51115			115	352.0	19.6	6882	25.9	9117	28.7	10102	10		
BY 51126			127	316.0	21.6	6822	28.6	9038	31.7	10017	10		
BY 51140			139	289.0	23.6	6829	31.3	9046	34.7	10028	10		
BY 51151			152	255.0	25.8	6589	34.2	8721	38.0	9690	10		
BY 51176			178	215.0	30.3	6506	40.1	8622	44.5	9568	5		
BY 51202			203	187.0	34.5	6453	45.7	8546	50.7	9481	5		
BY 51252			254	153.0	43.2	6607	57.2	8752	64	9792	5		
BY 51303			305	127.0	51.9	6585	68.6	8712	76.3	9690	5		
BY 63075			63	38	76	842.0	12.9	10879	17.1	14398	19.0	15998	20
BY 63090					89	726.0	15.1	10984	20.0	14520	22.2	16154	10
BY 63101					102	656.0	17.3	11375	23.0	15088	25.5	16728	10
BY 63115					115	534.0	19.6	10440	25.9	13831	28.7	15353	10
BY 63126	127	480.0			21.6	10363	28.6	13728	31.8	15240	10		
BY 63151	152	396.0			25.8	10233	34.2	13543	38.0	15048	10		
BY 63176	178	335.0			30.3	10137	40.1	13434	44.5	14908	5		
BY 63202	203	297.0			34.5	10249	45.7	13573	50.8	15073	5		
BY 63252	254	235.0			43.2	10147	57.2	13442	63.5	14923	5		
BY 63303	305	194.0			51.9	10059	68.6	13308	76.3	14793	5		

BO	D	d	L <sub>0</sub>	R	10% Long life deflection 长使用寿命的压缩量		13.5% Average working defl. 平均工作量的压缩量		15% Max working defl. 最大工作量的压缩量		Nr. Pcs 整盒数量	
					Deflection 压缩量 mm	Load 载荷 N	Deflection 压缩量 mm	Load 载荷 N	Deflection 压缩量 mm	Load 载荷 N		
Ctlg. Nr. 订购编码	Housing 外径 ø mm	Rod 内径 ø mm	Free Length 自由长度 mm	Rate 刚度 N/mm	Deflection 压缩量 mm	Load 载荷 N	Deflection 压缩量 mm	Load 载荷 N	Deflection 压缩量 mm	Load 载荷 N	Nr. Pcs 整盒数量	
BO 10025	10	5	25	167	2.5	418	3.3	551	3.8	626	100	
BO 10032			32	130	3.2	416	4.3	559	4.8	624	100	
BO 10038			38	105	3.8	399	5.1	536	5.7	599	100	
BO 10044			WIRE SECTION 弹簧线截面 2.2 x 2.7	44	86	4.4	378	5.9	507	6.6	568	100
BO 10051				51	79	5.1	403	6.9	545	7.7	604	50
BO 10064				64	62	6.4	397	8.6	533	9.6	595	50
BO 10076				76	51	7.6	388	10.3	525	11.4	581	50
BO 13025	12.5	6.3	25	288	2.5	720	3.3	950	3.75	1080	100	
BO 13032			32	216	3.2	691	4.3	929	4.8	1037	100	
BO 13038			38	176	3.8	669	5.1	898	5.7	1003	100	
BO 13044			44	149	4.4	656	5.9	879	6.6	983	100	
BO 13051			WIRE SECTION 弹簧线截面 2.8 x 3.4	51	128	5.1	653	6.9	883	7.7	979	50
BO 13064				64	100	6.4	640	8.6	860	9.6	960	50
BO 13076				76	84	7.6	638	10.3	865	11.4	958	50
BO 13089				89	71	8.9	632	12.0	852	13.4	948	50
BO 13102				102	61	10.2	622	13.8	842	15.3	933	50
BO 16032	16	8	32	449	3.2	1437	4.3	1931	4.8	2155	100	
BO 16038			38	363	3.8	1379	5.1	1851	5.7	2069	100	
BO 16044			44	309	4.4	1360	5.9	1823	6.6	2039	100	
BO 16051			51	256	5.1	1306	6.9	1766	7.7	1958	100	
BO 16064			WIRE SECTION 弹簧线截面 3.5 x 4.6	64	203	6.4	1299	8.6	1746	9.6	1949	50
BO 16076				76	166	7.6	1262	10.3	1710	11.4	1892	50
BO 16089				89	139	8.9	1237	12.0	1668	13.4	1856	50
BO 16102				102	114	10.2	1163	13.8	1573	15.3	1744	50
BO 16115				115	105	11.5	1208	15.5	1628	17.2	1811	50
BO 16127				127	94	12.7	1194	17.1	1607	19.1	1791	20
BO 16152				152	69	15.2	1049	20.5	1415	22.8	1573	20
BO 16305			305	37	30.5	1129	41.2	1524	45.8	1693	20	
BO 19044			20	10	44	452	4.4	1989	5.9	2667	6.6	2983
BO 19051	51	378			5.1	1928	6.9	2608	7.7	2892	50	
BO 19064	64	301			6.4	1926	8.6	2589	9.6	2890	50	
BO 19076	76	247			7.6	1877	10.3	2544	11.4	2816	20	
BO 19089	WIRE SECTION 弹簧线截面 4.05 x 5.9	89			208	8.9	1851	12.0	2496	13.4	2777	20
BO 19102		102			188	10.2	1918	13.8	2594	15.3	2876	20
BO 19115		115			159	11.5	1829	15.5	2465	17.2	2743	20
BO 19127		127			146	12.7	1854	17.1	2497	19.1	2781	20
BO 19152		152			121	15.2	1839	20.5	2481	22.8	2759	20
BO 19305		305			60	30.5	1830	41.2	2472	45.8	2745	10
BO 25044	25	12.5	44	1158	4.4	5095	5.9	6832	6.6	7643	50	
BO 25051			51	933	5.1	4758	6.9	6438	7.7	7137	50	
BO 25064			64	730	6.4	4672	8.6	6278	9.6	7008	50	
BO 25076			76	556	7.6	4226	10.3	5727	11.4	6338	20	
BO 25089			89	462	8.9	4112	12.0	5544	13.4	6168	20	
BO 25102			WIRE SECTION 弹簧线截面 5.7 x 7.4	102	390	10.2	3978	13.8	5382	15.3	5967	20
BO 25115				115	360	11.5	4140	15.5	5580	17.2	6210	20
BO 25127				127	326	12.7	4140	17.1	5575	19.05	6210	10
BO 25152				152	255	15.2	3876	20.5	5228	22.8	5814	10
BO 25178				178	230	17.8	4094	24.0	5520	26.7	6141	10
BO 25203				203	202	20.3	4101	27.4	5535	30.4	6151	10
BO 25305			305	136	30.5	4148	41.2	5600	45.8	6222	5	

BO	D	d	L <sub>0</sub>	R	10% Long life deflection 长使用寿命的压缩量		13.5% Average working defl. 平均工作量的压缩量		15% Max working defl. 最大工作量的压缩量		Nr. Pcs 整盒数量	
					Deflection 压缩量 mm	Load 载荷 N	Deflection 压缩量 mm	Load 载荷 N	Deflection 压缩量 mm	Load 载荷 N		
Ctlg. Nr. 订购编码	Housing 外径 Ø mm	Rod 内径 Ø mm	Free Length 自由长度 mm	Rate 刚度 N/mm	Deflection 压缩量 mm	Load 载荷 N	Deflection 压缩量 mm	Load 载荷 N	Deflection 压缩量 mm	Load 载荷 N	Nr. Pcs 整盒数量	
BO 32044	32	16	44	1300	4.4	5720	5.9	7670	6.6	8580	20	
BO 32051			51	1150	5.1	5865	6.9	7935	7.7	8798	20	
BO 32064			64	887	6.4	5677	8.6	7628	9.6	8515	20	
BO 32076			76	733	7.6	5571	10.3	7550	11.4	8356	20	
BO 32089			89	612	8.9	5447	12.0	7344	13.4	8170	20	
BO 32102			102	544	10.2	5549	13.8	7507	15.3	8323	20	
BO 32115			WIRE SECTION 弹簧线截面 7.4 x 8.8	115	494	11.5	5681	15.5	7657	17.2	8522	10
BO 32127				127	432	12.7	5486	17.1	7387	19.1	8230	10
BO 32152				152	356	15.2	5411	20.5	7298	22.8	8117	10
BO 32178				178	304	17.8	5411	24.0	7296	26.7	8117	10
BO 32203				203	265	20.3	5380	27.4	7261	30.4	8069	10
BO 32254				254	214	25.4	5436	34.3	7340	38.1	8153	5
BO 32305				305	177	30.5	5399	41.2	7292	45.8	8098	5
BO 38064				40	20	64	1228	6.4	7859	8.6	10561	9.6
BO 38076	76	1017	7.6			7729	10.2	10373	11.4	11594	20	
BO 38089	89	880	8.9			7832	12.0	10560	13.4	11748	20	
BO 38102	102	762	10.2			7772	13.8	10516	15.3	11659	20	
BO 38115	115	679	11.5			7809	15.5	10525	17.3	11713	10	
BO 38127	WIRE SECTION 弹簧线截面 8.4 x 10.9	127	622			12.7	7899	17.1	10636	19.1	11849	10
BO 38152		152	509			15.2	7737	20.5	10435	22.8	11605	10
BO 38178		178	429			17.8	7636	24.0	10296	26.7	11454	10
BO 38203		203	374			20.3	7592	27.4	10248	30.4	11388	5
BO 38254		254	296			25.4	7518	34.3	10153	38.1	11278	5
BO 38305		305	246			30.5	7503	41.2	10135	45.8	11255	5
BO 50064	50	25	64	1980	6.4	12672	8.6	17028	9.6	19008	20	
BO 50076			76	1811	7.6	13764	10.2	18472	11.4	20645	20	
BO 50089			89	1410	8.9	12549	12.0	16920	13.4	18824	10	
BO 50102			102	1215	10.2	12393	13.8	16767	15.3	18590	10	
BO 50115			115	1076	11.5	12374	15.5	16678	17.3	18561	10	
BO 50127			WIRE SECTION 弹簧线截面 11.8 x 13.4	127	968	12.7	12294	17.1	16553	19.1	18440	10
BO 50152				152	806	15.2	12251	20.5	16523	22.8	18377	10
BO 50178				178	698	17.8	12424	24.0	16752	26.7	18637	5
BO 50203				203	612	20.3	12424	27.4	16769	30.4	18635	5
BO 50254				254	472	25.4	11989	34.3	16190	38.1	17983	5
BO 50305				305	388	30.5	11834	41.2	15986	45.8	17751	5
BO 63089	63	38	89	1517	8.9	13501	12.0	18204	13.4	20328	10	
BO 63102			102	1295	10.2	13209	13.8	17871	15.3	19814	10	
BO 63115			115	1070	11.5	12305	15.5	16585	17.3	18458	10	
BO 63127			127	979	12.7	12433	17.1	16741	19.1	18650	10	
BO 63152			WIRE SECTION 弹簧线截面 11.8 x 17.8	152	775	15.2	11780	20.5	15888	22.8	17670	10
BO 63178				178	630	17.8	11214	24.0	15120	26.7	16821	5
BO 63203				203	546	20.3	11084	27.4	14960	30.5	16626	5
BO 63254				254	423	25.4	10744	34.3	14509	38.1	16116	5
BO 63305			305	349	30.5	10645	41.2	14379	45.8	15967	5	





**B FEDER**

# B FEDER

## B FEDER IS A BRAND OF:

B FEDER是BORDIGNON SRL的其中一个品牌:

### BORDIGNON SRL

Via Volta, 20 - 36028 Rossano Veneto (VI) Italy

T +39 0424 36157 - F +39 0424 382359

bordignon@bordignon.com

www.bordignon.com

Bordignon Srl reserves the right to make modifications to the technical data of this catalogue, without prior notice.

Bordignon Srl 保留对本目录的技术数据进行修改的权利, 恕不另行通知.

**DISTRIBUTOR**  
**经销商**



Find our products catalogues online - 了解我们的线上产品目录 [www.bordignon.com](http://www.bordignon.com)